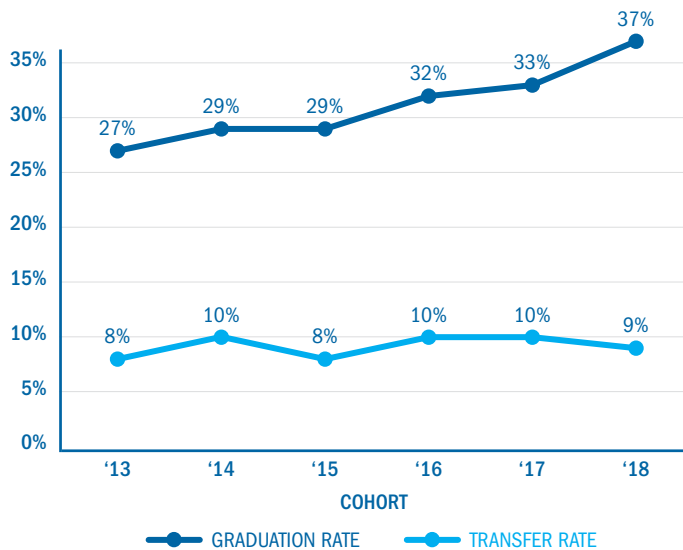


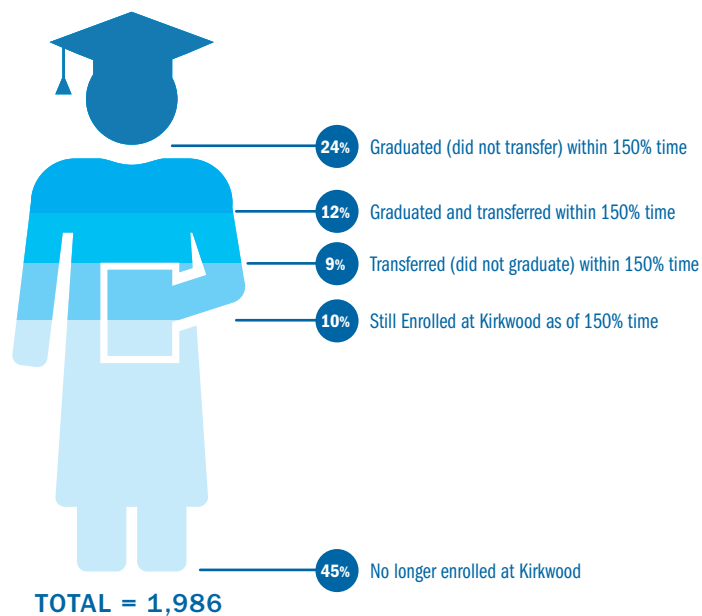
# Graduation & Transfer

Based on IPEDS 2021-22 Reporting Year Information and 2021 IPEDS Data Feedback Report

## KIRKWOOD 150% GRADUATION AND TRANSFER RATES



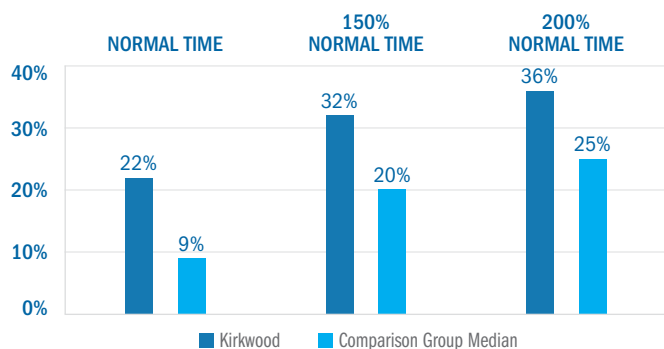
## 2018 COHORT: WHERE ARE THEY WITHIN 150% TIME?



## HOW DO WE COMPARE TO OUR PEERS?

IPEDS COMPARISON GROUP: TIME TO COMPLETION

BASED ON 2016 COHORT



## DEFINITIONS

BASED ON INTEGRATED POSTSECONDARY EDUCATION DATA SYSTEM (IPEDS) FEDERAL REPORTING SYSTEM

**150% NORMAL TIME:** 150% of expected time of completion. Example: 150% of expected time to completion for an associate degree is three years.

**COHORT:** First-time degree/certificate-seeking undergraduate students who started in the specified fall semester.

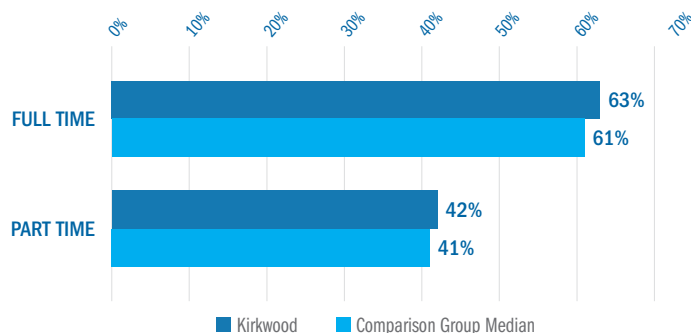
**TRANSFER:** Subsequent enrollment at a four-year postsecondary institution without graduating from Kirkwood.

**RETENTION:** A measure of the rate at which students persist in their educational program at an institution, expressed as a percentage. This is a percentage of cohort students from the previous fall who were still enrolled or successfully completed their program by the current fall.

## FALL-TO-FALL RETENTION RATES FOR COHORT STUDENTS

EARLY INDICATOR OF STUDENT SUCCESS

BASED ON 2019 COHORT



Full report available at [https://kin.kirkwood.edu/kcc/reporting/IPEDS/Reporting%20Year%202021-2022/Winter%20Collection/Graduation%20Reports/IPEDS\\_Graduation\\_Rates\\_150\\_Data\\_FINAL\\_010422.pdf](https://kin.kirkwood.edu/kcc/reporting/IPEDS/Reporting%20Year%202021-2022/Winter%20Collection/Graduation%20Reports/IPEDS_Graduation_Rates_150_Data_FINAL_010422.pdf)

IR Note: IPEDS 2021 Data Feedback Report available at [www.kirkwood.edu/ir](http://www.kirkwood.edu/ir)